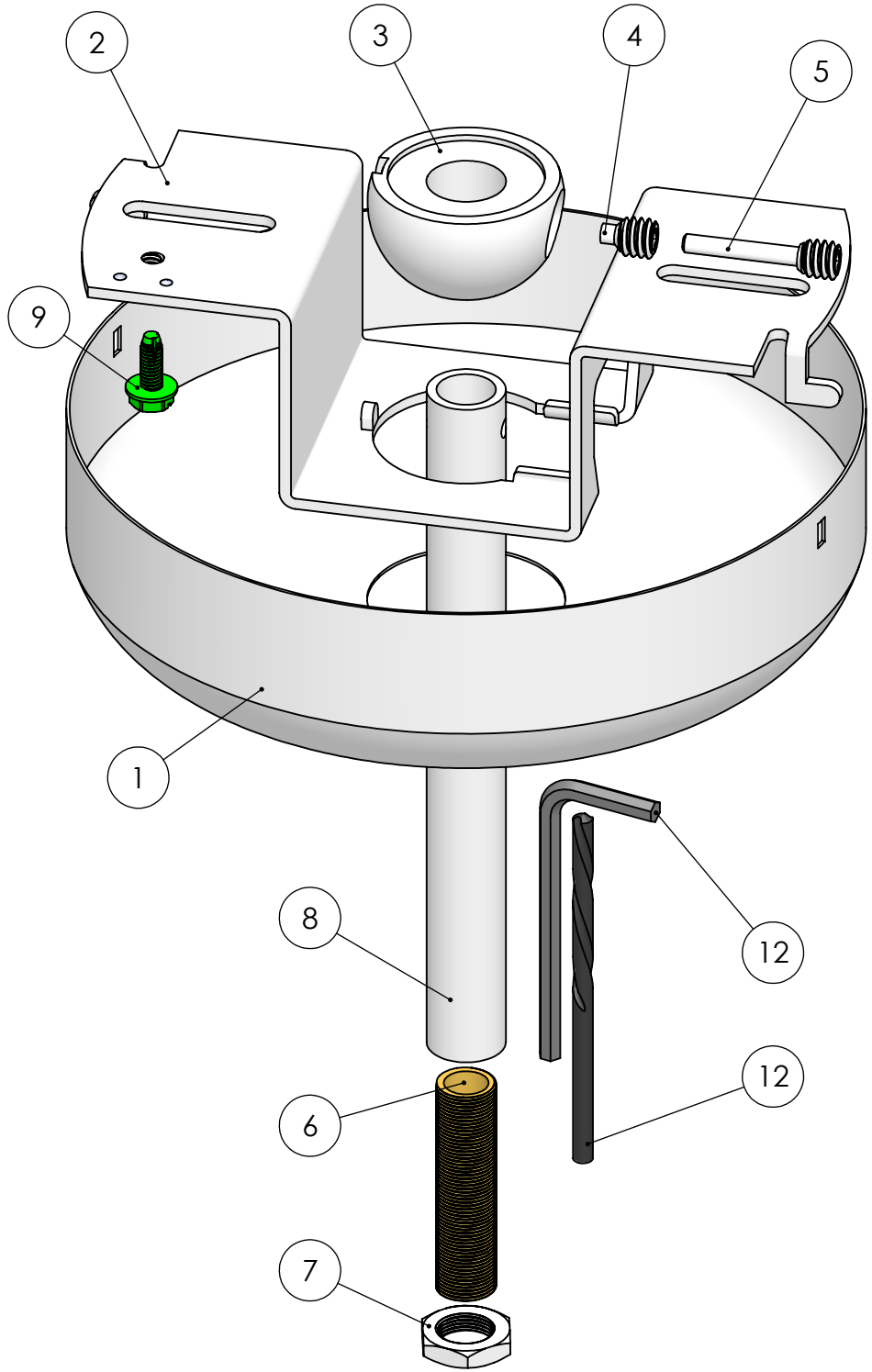
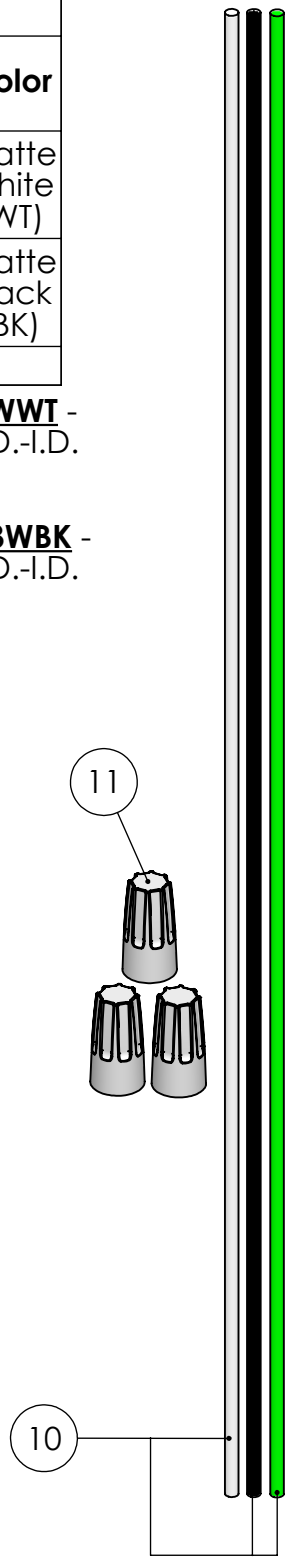


OPTIONS TABLE		
Base Part #	Total Stem Length	Color
SK1/4-ID DC[XX]3W	36	Matte White (WT)
	72*	Matte Black (BK)
	108*	

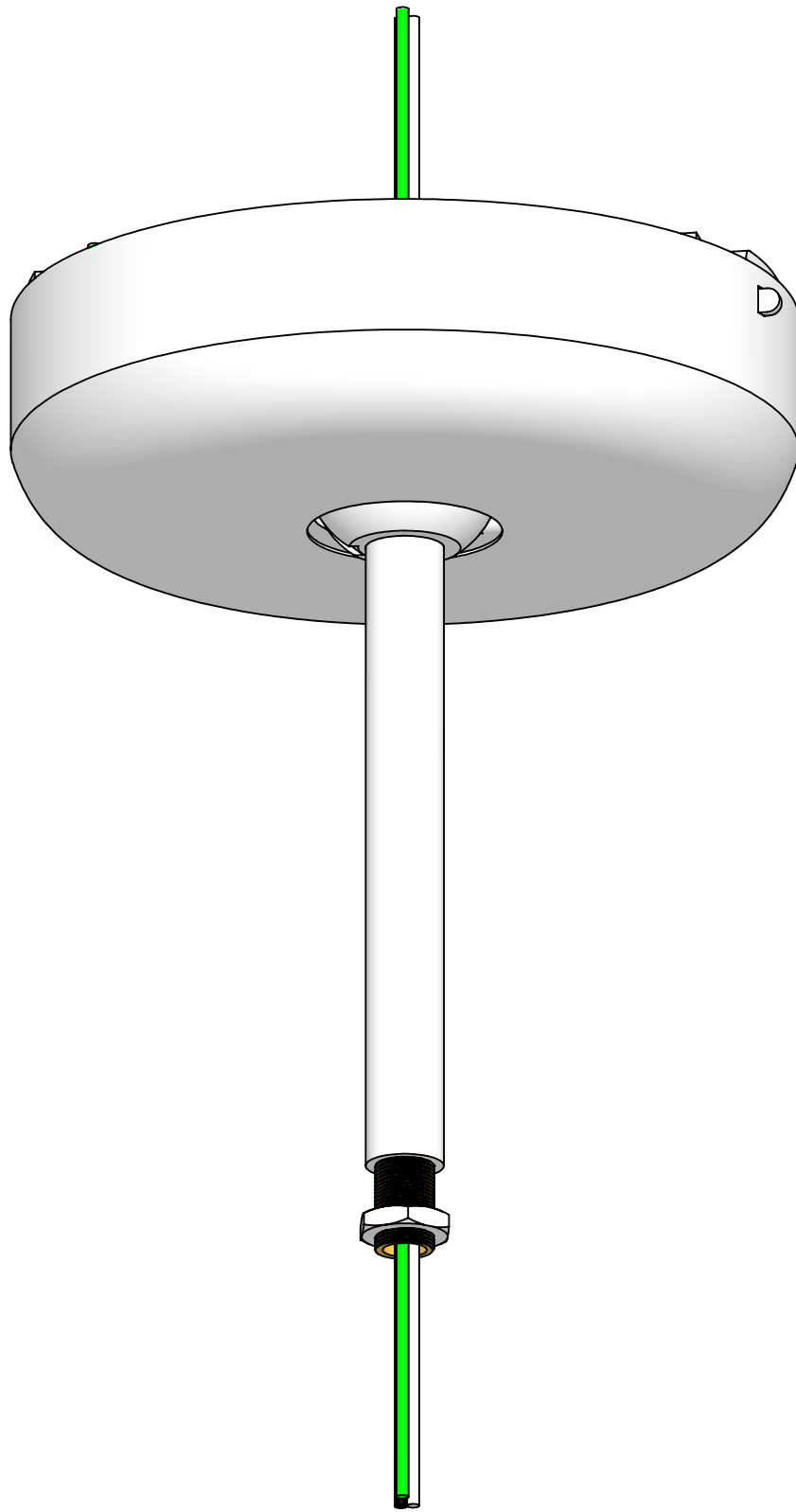
\*EX. **SK1/4-ID DC723WWT** -  
 (1) 36" Stem 1/4" IP I.D.-I.D.  
 (2) #60-1.5

\*EX. **SK1/4-ID DC1083WBK** -  
 (2) 36" Stem 1/4" IP I.D.-I.D.  
 (3) #60-1.5



\*Reference Bill of Materials on Page 3

*45° Swivel		This Document Contains Proprietary Data that is property of Pendant Systems which reserves all rights to it. Unauthorized use without authorization is prohibited.	<h1>Pendant Systems</h1> 1670 Winchester Rd. Bensalem, PA 19020 P-215-638-8552 F-215-638-8554 <a href="http://www.PendantSystems.com">www.PendantSystems.com</a>	
UNLESS OTHERWISE SPECIFIED DIMENSIONS ARE IN BOTH INCHES & MILLIMETERS UNLESS OTHERWISE NOTED TOLERANCES: LINEAR: XX= .02" XXX= ±.010" ANGULAR: ± 1 Degree				
DO NOT SCALE DRAWING	MATERIAL:	Part #	REVISION	
DEBUR AND BREAK SHARP EDGES		SCALE: NTS	SHEET 1 OF 3	
DRAWN DATE: 6/28/17	Drawn By: MWR			



This Document  
Contains Proprietary  
Data that is property  
of Pendant Systems  
which reserves all  
rights to it.  
Unauthorized use  
without authorization  
is prohibited.

# Pendant Systems

1670 Winchester Rd.  
Bensalem, PA 19020  
P-215-638-8552  
F-215-638-8554  
[www.PendantSystems.com](http://www.PendantSystems.com)

UNLESS OTHERWISE SPECIFIED DIMENSIONS ARE IN BOTH INCHES & MILLIMETERS UNLESS OTHERWISE NOTED TOLERANCES:

LINEAR: XX= .02" XXX=  $\pm .010$ " ANGULAR:  $\pm 1$  Degree

FINISH:

TITLE:

SK 1-4-ID DC [XX] 3W Assembled

DO NOT SCALE DRAWING

MATERIAL:

Part #

DEBUR AND BREAK SHARP EDGES

REVISION

DRAWN DATE: 6/28/17

Drawn By: MWR

SCALE: NTS

SHEET 2 OF 3

ITEM NO.	PART NUMBER	DESCRIPTION	QTY.
1	#43	5" Diameter x 1 1/2" H White 1 1/4" Center Hole with side slots for #33	1
2	#33	Swivel Crossbar for #34, #35, #147, & #272 ADJ Half Balls. 2" W x 4 7/8" L x 1 3/8" H x 14 Gauge	1
3	#35ADJ	1/4" IP Slip Half Ball Bright Casting	1
4	#ADJ-SS	1/4" -20 Short (.350" Long) Socket Set Screw w/.125" DIA Point & 1/8" Allen Hex Head Pin for ADJ Series Half Balls	1
5	#SSS	1/4" -20 Socket Set Screw w/.125 DIA & 1/8" Allen Hex Head Pin for ADJ Series Half Balls	1
6	60-1.5	1/8" IP Nipple 1.5" L	[XX]
7	#133	1/8" IP x 9/16" O.D. x 1/8" Thick Zinc Plated	1
8	36" Stem 1-4IP I.D PH	36" Stem 1/4" IP w-1/8" IP ID Thread on Bottom. Pin Hole on Top	1
9	#32	8/32 Green Ground Screw	1
10	18 AWG Single Conductor Wire	White, Black & Green. 42" L Coiled into Kit	3
11	72B Wire Nut	Ideal 72B	3
12	ADJ Tool Kit	Drill Bit 1/8" & Allen Wrench 1/8"	1

This Document Contains Proprietary Data that is property of Pendant Systems which reserves all rights to it. Unauthorized use without authorization is prohibited.

## Pendant Systems

1670 Winchester Rd.  
 Bensalem, PA 19020  
 P-215-638-8552  
 F-215-638-8554  
[www.PendantSystems.com](http://www.PendantSystems.com)

UNLESS OTHERWISE SPECIFIED DIMENSIONS ARE IN BOTH INCHES & MILLIMETERS UNLESS OTHERWISE NOTED TOLERANCES:

LINEAR: XX= .02" XXX=  $\pm$ .010" ANGULAR:  $\pm$  1 Degree

FINISH:

TITLE:

Bill of Materials

DO NOT SCALE DRAWING

MATERIAL:

Part #

DEBUR AND BREAK SHARP EDGES

REVISION

DRAWN DATE: 6/28/17

Drawn By: MWR

SCALE: NTS

SHEET 3 OF 3