

Pendant Systems

The Lighting Suspension Specialists www.PendantSystems.com P-215-638-8552 F-215-638-8554

Cable Kit ABC'S

This section is dedicated to understanding cable systems and components.

Kits can be divided into two type categories:

Feed Kits

Generally, a feed kit is mounted on a junction box using a crossbar.

A feed kit has a SJT cord coming through the canopy with a strain relief and a two piece cable coupler that allows access to the junction box without dropping the fixture.



Non-Feed Kits

A non-feed kit does not have power, nor does it necessarily have to be fastened to a junction box. A non-feed kit can utilize a one piece or the two piece cable coupler for a more universal look.

A canopy only has to have a center hole for mounting hardware and can be as small as 2 inches in diameter to cover a mounting clip on a T-Bar or fastener on the ceiling.



The top side of the assembly (*ceiling side*) has a cable with a molded stop on one end. The stop will fit into a **cable coupler** which has a hollow area and a female threaded 1/4"-20 thread on the top. The cable coupler acts as a fastener after the cable is pulled through the stop in front of the cable coupler.

A C-Slot Cable Coupler will allow the cable to adjust for a vaulted ceiling and allow the cable to hang perpendicular to the floor.



CC1/4-202P

Two Piece Cable Coupler



CC1/4-20

One Piece Cable Coupler



CC-Slot

Two Piece Cable Coupler

CC-Slot1/4IP

One Piece Cable Coupler

Pendant Systems

The Lighting Suspension Specialists www.PendantSystems.com P-215-638-8552 F-215-638-8554

Cable Kit ABC'S



CC1/4-20 One Piece Cable Coupler



#89 2" Canopy



#94 5" Canopy W/#102 Strain Relief



CC1/4-202P Two Piece Cable Coupler

The mounting hardware that attaches to the back of the cable coupler on the ceiling side will vary depending upon the kit type and the building structure. Below are various techniques for handling different mounting situations.



Two piece cable coupler assembly for fastening to junction box. The coupler will hold the canopy up in a feed or non-feed kit



Use a #112 or 112-1/16 to make loop with the stop end of cable for looping around building structure in a non-feed kit




Lag screw w/one piece cable coupler for wood mounting in a non-feed kit



Butterfly Toggle w/one piece cable coupler for drywall applications in a non-feed kit




Bolt in application for mounting to unistrut in a non-feed kit



IDS clip for drop ceiling T-bar mounting in a non-feed kit



Drop ceiling J-Box for feed locations makes for a easy code compliant installation.



Typical junction box mounting with our custom crossbar w/strain relief for feed or non-feed kit

The fixture end has an adjustable Gripper. The top of the gripper has a plunger to allow movement of the gripper anywhere along the cable length. There are a multitude of grippers available for any size knock out on a fixture. Pendant Systems also has grippers that will capture a crosscable that will run from one side to the other of the fixture.



GR1/4IP

Bottom exiting gripper made for different size IP locknuts and fixture knock out.



MGR-SE-1/4-20

Side exiting gripper bottom of gripper tapped for screw



MGR-SE-1/4-20-BS

Made for capturing cross cables



MGR-SE-TH

Captive gripper on 8" crosscable with half balls ends. Key hole slots are typically used w/ half ball end cables (crosscable can also be made w/ paddles)

Pendant Systems


The Lighting Suspension Specialists www.PendantSystems.com P-215-638-8552 F-215-638-8554

Cable Kit ABC'S

Power feed tubes allow the passing of a cord through the same hole as the gripper.

A Power feed tube can be used between a gripper and the fixture.

This application is useful for a single cable fixture that only has one mounting point and balance is important.




PF 1/8 PF 1/4 PF 3/8 PF 1/2 PF 3/4




PF-3/8 with a GR1/4IP gripper shown with power cord usage

Power Cord

The following cords are often utilized in cable canopy sets:




18/3, 18/4 & 18/5 white and black SJTOW




12/3 SJTOW and 12/4 SJTOW (available in white and black) is used on track lightings kits or large continuous row applications



18/3, 18/4, 18/5 metal braid w/clear jacket looks very similar to aircraft cable



18/3 & 18/4 White SVT coil cord Available in standard length for 1'-4' applications and extra long for 4'-12' applications



18/3 & 18/4 Black SVT Coil Cord Available in standard length for 1'-4' applications and extra long for 4'-12' applications



18/3 Clear SVT
18/4 Clear AWM 2661
18/5 Clear AWM 2661

Please refer to our Cable or Mono Point Matrix to design a kit that works for you!