

Pendant Systems

The Lighting Suspension Specialists

www.Pendant Systems.com

P-215-638-8552

Fax 215-638-8554

Field Cut Adjustable Stem System for Swivel Canopy Sets



34 ADJ



35 ADJ



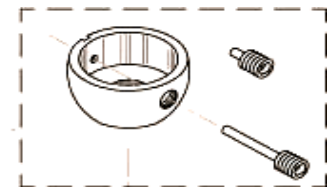
SSS



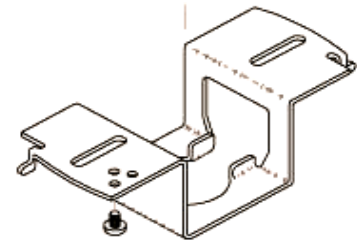
ADJ-SS



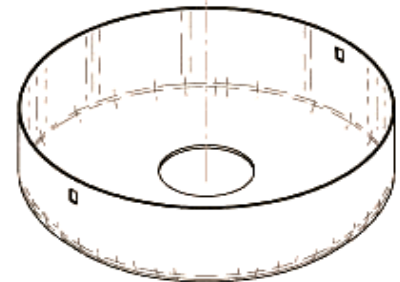
1- Cut stem to desired length and deburr inside edge. Insert ADJ casting onto the stem with the edge of the cut even with the back of the casting and insert ADJ-SS screw (*short one*) and tighten the set screw in the casting to the stem.



2- Drill a 1/8" Hole through the hole on the casting opposite the set screw. *Always use eye protection.*



3- Loosen set screw in casting and rotate 180 degrees placing set screw centered on drilled 1/8" hole. Tighten screw allowing screw to be centered on hole. *You should see pin on inside of tube when set correctly.*



4- Drill a 2nd 1/8" hole through the hole on the casting opposite the set screw. *Deburr any sharp edges on ID of stem from drilling holes.*



5- Remove short set screw on casting and insert SSS (*socket set screw-long one*) into tapped hole through the drilled hole in stem and through to other side of stem. Tighten set screw using Allen wrench so pin engages through opposite 1/8" drilled hole on opposite side of stem and into casting.

